






Select CV Builder under the Popular column.

Click on the CV Builder boxed link.



# Login

username


password

Remember me

Log in

[Return to Home Page](#)

Your CV Builder will populate to this page. In order to add Demographics, click on the blue linked Demographics tab.




V@ÁÖ^ { [ \* ! æ ] @ & • Á æ \* ^ Á ã | Á [ ] ~ | æ ^ É Ô | æ \ Á } Á @ Á \* ! ^ ^ } Á Ô | ^ æ ^ Á P ^ , + Á





These same actions may be used to update the subsequent blue tabs (Contact, Education, Employment/Experience, etc.) Simply click on the tab you would like to update and follow the previous actions.



Need Assistance?